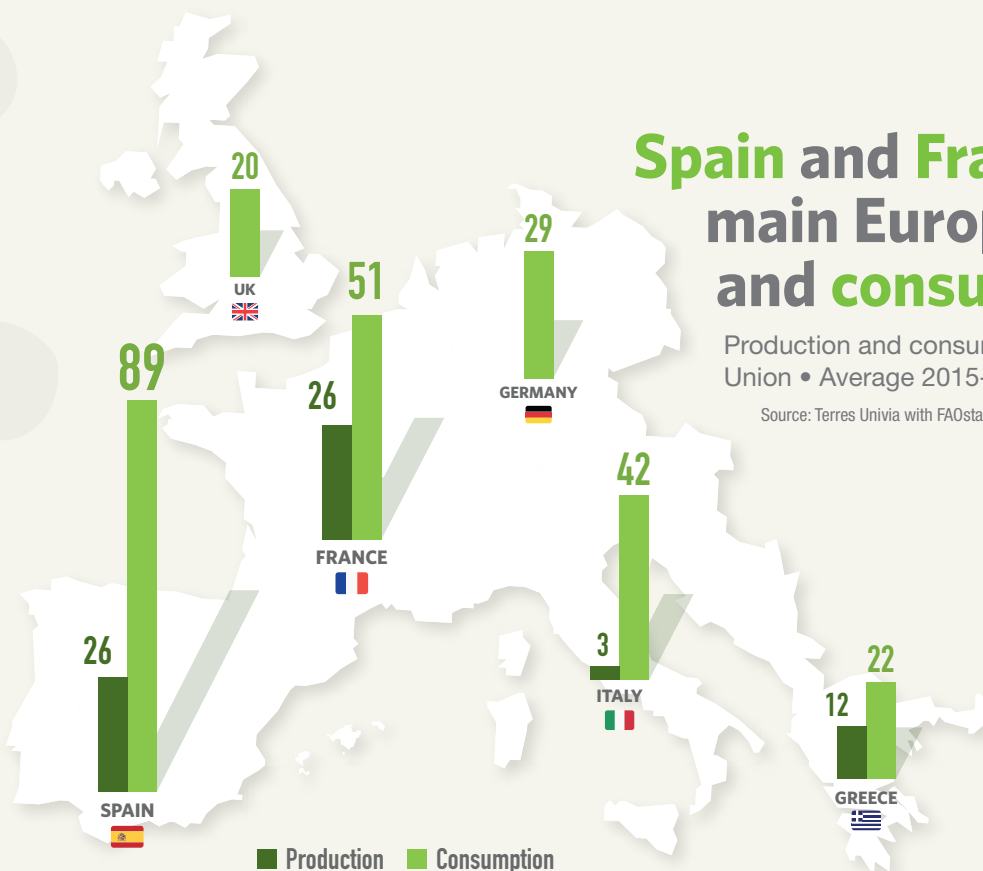


MARKETS IN THE EUROPEAN UNION ¹



Spain and France are the main European producers and consumers of lentils

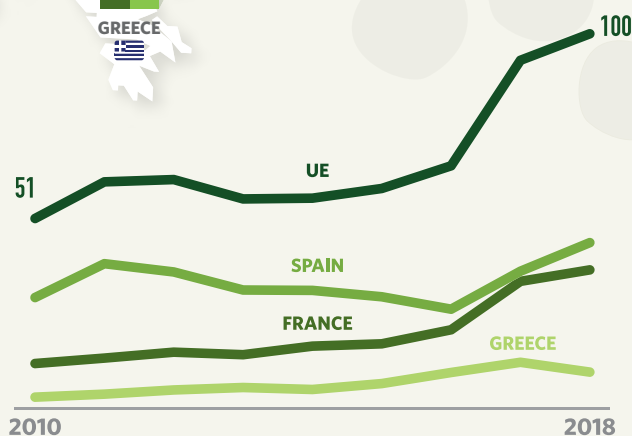
Production and consumption² of lentils in the European Union • Average 2015-2017 (1000 t)

Source: Terres Univia with FAOstat and ITC (production, calculation of consumption)

European surfaces of lentils have doubled between 2010 and 2018

Surfaces of lentils in the European Union • 2010-2018 (1000 ha)

Source: Terres Univia from FranceAgriMer, FAOstat and others



Lentil production in the European Union is characterized by its signs of origin and quality

- PDO³ « lenteja de la Arnuña » and PGI⁴ « lenteja de tierra de Campos » in Spain
- PGI « lenticchia di Altamura » and « lenticchia di Castelluccio di Norcia » in Italy
- PDO « la lentille verte du Puy » and PGI « lentilles vertes du Berry » in France⁵

There are many types of lentils.
France mainly produces green lentils.

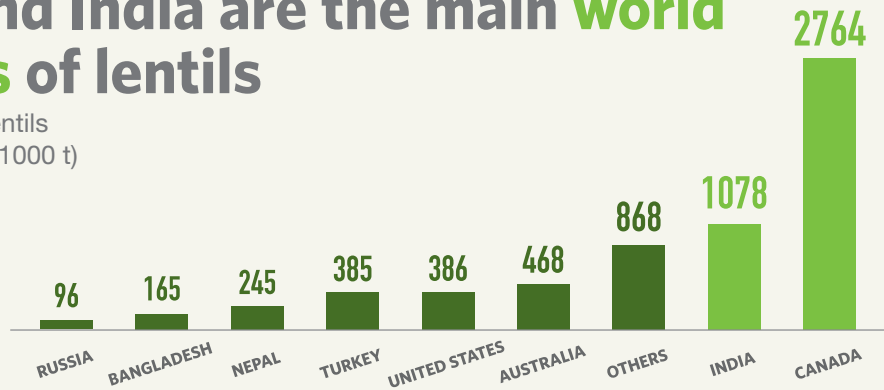
¹ EU-28
² Production + imports - exports
³ Protected Designation of Origin
⁴ Protected Geographical Indication
⁵ LegValue report on legume markets in European Union (B. Kezeya Sepngang, F. Muel, T. Smadja, W. Stauss, I. Stute, M. Simmen, M. Mergenthaler, 2020)

Canada and India are the main world producers of lentils

Global production of lentils
• Average 2015-2017 (1000 t)

Source: Terres Univia from FAOstat

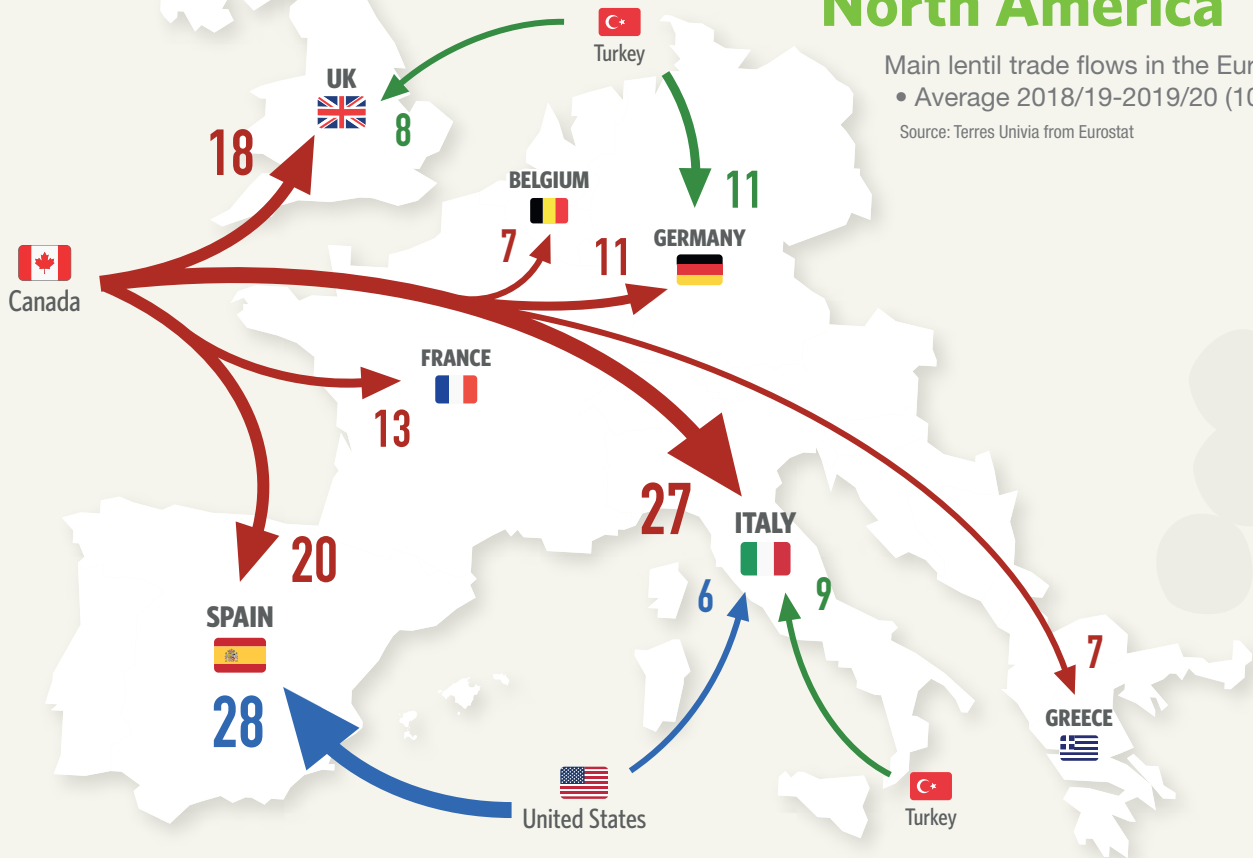
World = 6456



Most lentils imported in the European Union come from North America

Main lentil trade flows in the European Union
• Average 2018/19-2019/20 (1000 t)

Source: Terres Univia from Eurostat



This document was made by Terres Univia with the help of Fachhochschule Südwestfalen (FH-SWF) University. It is part of the project LegValue that has received funding from the European Union's Horizon 2020 research and innovation program under grant agreement n°727672.

Terres Univia
11 rue de Monceau – CS 60003 – 75378
Paris cedex 08 • Tel.: 01.58.12.13.40
contact@terresunivia.fr • www.terresunivia.fr

LegValue
www.legvalue.eu